

Laundry System

Student Web App

Laundry Flowchart

1 Buy a ticket in the Student Web / Student App

In the student web / student app, they can check the status of washing machine or drying machine. And the students can buy a ticket (validity period:30 days) to use the washing machine or drying machine



2 Student goes to the laundry machine



3 Scan QR code to activate a machine

Click on 'Activate a Machine' and a QR code will be generated. Student is required to scan the QR code within 3 minutes to activate the machine



4 Student can start using the laundry service

Switch on the machine to start the laundry service



Ticket Page

This is the 'My Tickets' page which shows the following:

1. List of available tickets
2. List of used tickets
3. Purchase history tab
4. +Buy Ticket button

The screenshot displays the 'My Tickets' page for 'Residential Life' at The Hong Kong University of Science and Technology. The page is divided into two main sections: 'Available Tickets' and 'Last 10 Used Tickets'. The 'Available Tickets' section lists five reserved machines, including a washing machine and four dry machines, each with its location (GGT-210, GGT-201, or UG Hall V). The 'Last 10 Used Tickets' section is currently empty, showing 'No used ticket(s)'. At the top right, there are two tabs: 'Purchase History' and '+ Buy Ticket'. The user is logged in as 'beautifag' and can click 'Logout'.

1. Available Tickets

2. Last 10 Used Tickets

3. Purchase History

4. + Buy Ticket

Buying a Ticket

1. From the 'My Tickets' page, click on the '+Buy Ticket' button.

2. Select the Laundry Room from the list.

3. Choose the Service Type. (Dryer/Washing Machine)

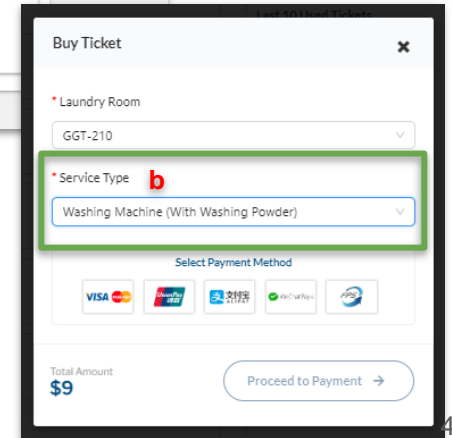
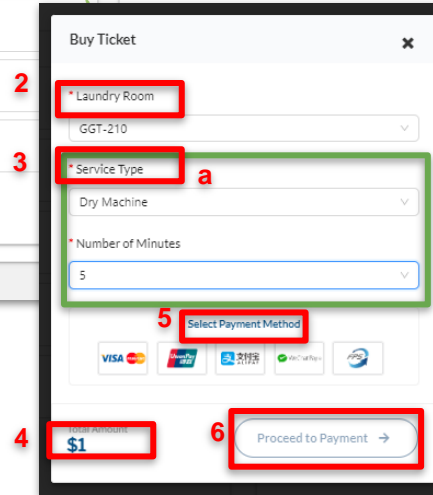
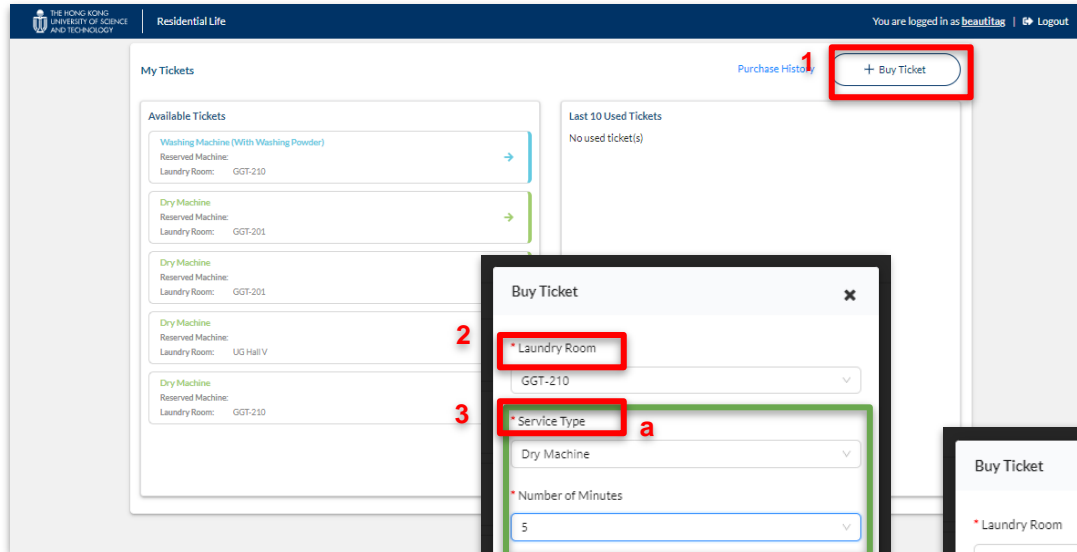
a. If the service type is for the dryer machine, select the Number of Minutes.

b. If it's for Washing Machine, no additional details/selections.

4. Review the total amount.

5. Select the payment method.

6. Then proceed to the payment.



Payment Methods

Below are the available payment methods depending on how the system will be accessed:

On Mobile Web:

1. Visa / Master
2. Union Pay

On Desktop Web:

1. Visa / Master
2. Union Pay
3. WeChat Pay
4. Alipay
5. FPS

On Mobile App:

1. Visa / Master
2. Union Pay
3. WeChat Pay CN
4. WeChat Pay HK
5. Alipay CN
6. Alipay HK

Activate a Machine

1. From the 'My Tickets' page, under the 'Available Tickets', select the machine you'd like to use.
Click/Tap on the machine to view the details and to reserve.

The ticket details that will be shown in the the next page are the following:

- Expiry Date
- Service Type
- Machine Type
- Laundry Room
- Invoice Number
- Price
- Payment Method

2. Click on 'Activate a Machine' and a QR code will be generated.
Within 3 minutes after clicking on 'Activate a Machine', the laundry machine will be on hold and cannot be activated by other students. Please make sure to switch on the laundry machine within **3 minutes**.

After 3 minutes, the machines will be released, and if other students have already activated them, you would need to wait for their laundry cycle to be completed

My Tickets

Available Tickets

1 Washing Machine (With Washing Powder)
Reserved Machine:
Laundry Room: GGT-210

Dry Machine
Reserved Machine:
Laundry Room: GGT-201

Dry Machine
Reserved Machine:
Laundry Room: GGT-201

Dry Machine
Reserved Machine:
Laundry Room: UG Hall V

Dry Machine
Reserved Machine:
Laundry Room: GGT-210

Purchase History + Buy Ticket

Last 10 Used Tickets
No used ticket(s)

Washing Machine QR Code

Reserve a Machine to generate QR Code.

Expiry Date August 22, 2023
Service Type Washing Machine
(With Washing Powder)
Laundry Room GGT-210
Invoice Number LG250723125658634
Price \$9.00 HKD
Payment Method Visa / Master

2 ✓ Activate a Machine

Note: The ticket has expiration (30 days) so make sure to use it before the set expiry date.

Viewing Purchase History

1. From the 'My Tickets' page, click on the 'Purchase History'.

2. Then you will be routed to the Laundry Purchase History which shows the list of purchased tickets

You can click on the ticket to view the full details

The screenshots illustrate the following steps:

- Step 1:** On the 'My Tickets' page, the 'Purchase History' link is highlighted with a red box and a red '1'. A grey arrow points down to the next screenshot.
- Step 2:** The 'Laundry Purchase History' page is shown. The first ticket entry is highlighted with a red box and a red '2'. This entry includes:
 - Washing Machine (With Washing Powder)
 - Date Purchased: July 22, 2023
 - Ticket Expiry: August 22, 2023
 - Invoice Number: L2230723122618634
 - Price: \$9
- Step 3:** The full details of the selected ticket are shown. A red box and a red '3' highlight the 'Washing Machine QR Code' section. Below the QR code area is a table of ticket details:

Expiry Date	August 22, 2023
Service Type	Washing Machine (With Washing Powder)
Laundry Room	GGT-210
Invoice Number	L2230723122618634
Price	\$9.00 HKD
Payment Method	Visa / Master

End